



*The Voice of UK Airlines*

## **UK Airlines' Activity. Monthly Statistics 2007 - 2010.**

### **Introduction**

The following statistics and graphs relate to all UK registered airlines. They have been compiled, with kind permission, from data on the CAA website:

(web link: <http://www.caa.co.uk/default.aspx?categoryid=80>)

For further information contact Debbie McLean telephone 0207 453 6258)

**Contents:** Available Seat Kilometres and Revenue Passenger Kilometres  
Passengers Carried  
Passenger Load factor  
Sectors Flown  
Cargo Carried

Note that Easter fell during March in 2008 and during April in 2007, 2009 and 2010.

## UK Airlines Activity Monthly Statistics 2007 - 2010

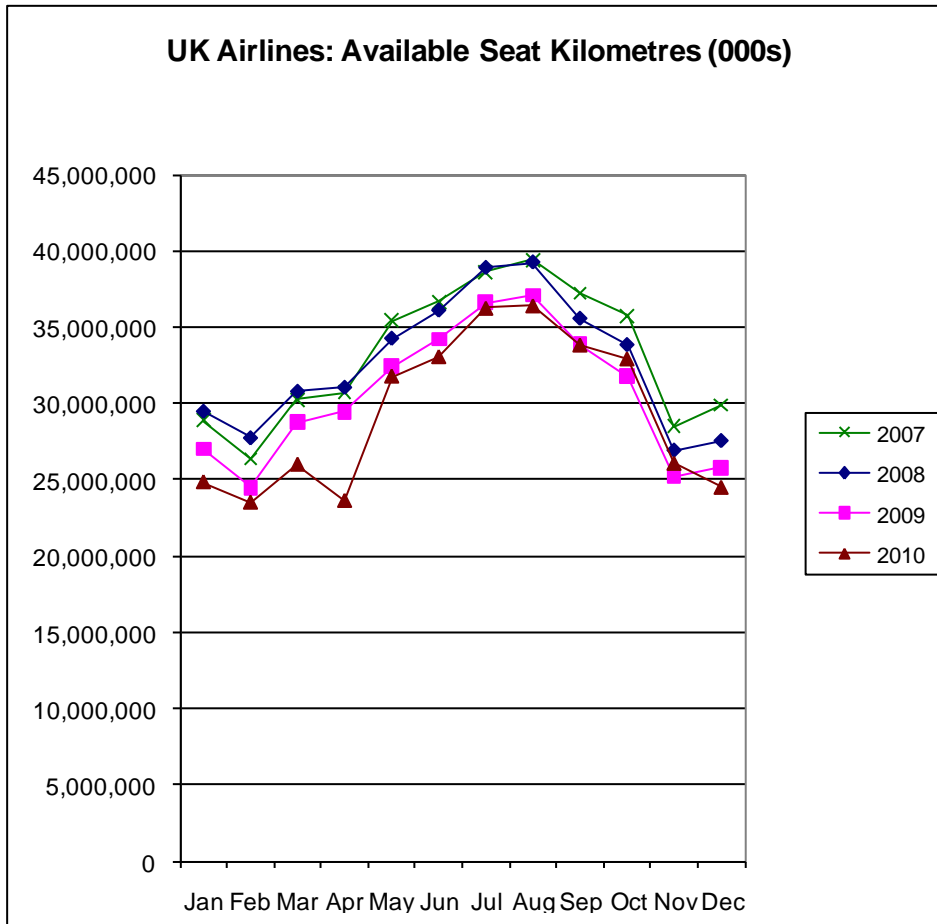
### Monthly Statistics: All UK Airlines

#### Available Seat Kilometres (ASKs) (000s)

All Flights

Month	2007	2008	2009	Percent Change	2010	Percent change
Jan	28,878,271	29,469,166	27,020,535	-8.31%	24,832,358	-8.10%
Feb	26,380,607	27,735,886	24,482,597	-11.73%	23,488,162	-4.06%
Mar	30,225,013	30,772,307	28,758,491	-6.54%	25,983,768	-9.65%
Apr	30,705,317	31,032,966	29,473,835	-5.02%	23,602,193	-19.92%
May	35,426,058	34,238,569	32,422,233	-5.30%	31,778,221	-1.99%
Jun	36,641,812	36,076,932	34,188,287	-5.24%	33,056,824	-3.31%
Jul	38,603,113	38,862,762	36,617,036	-5.78%	36,236,819	-1.04%
Aug	39,391,925	39,223,398	37,064,173	-5.50%	36,396,675	-1.80%
Sep	37,228,261	35,542,630	33,846,486	-4.77%	33,821,671	-0.07%
Oct	35,731,057	33,824,431	31,781,253	-6.04%	32,911,423	3.56%
Nov	28,494,258	26,933,262	25,238,581	-6.29%	26,041,920	3.18%
Dec	29,911,483	27,558,754	25,771,234	-6.49%	24,463,451	-5.07%
Total	397,617,175	391,271,063	366,664,741	-6.29%	352,613,485	-3.83%

Source:CAA UK airline statistics.



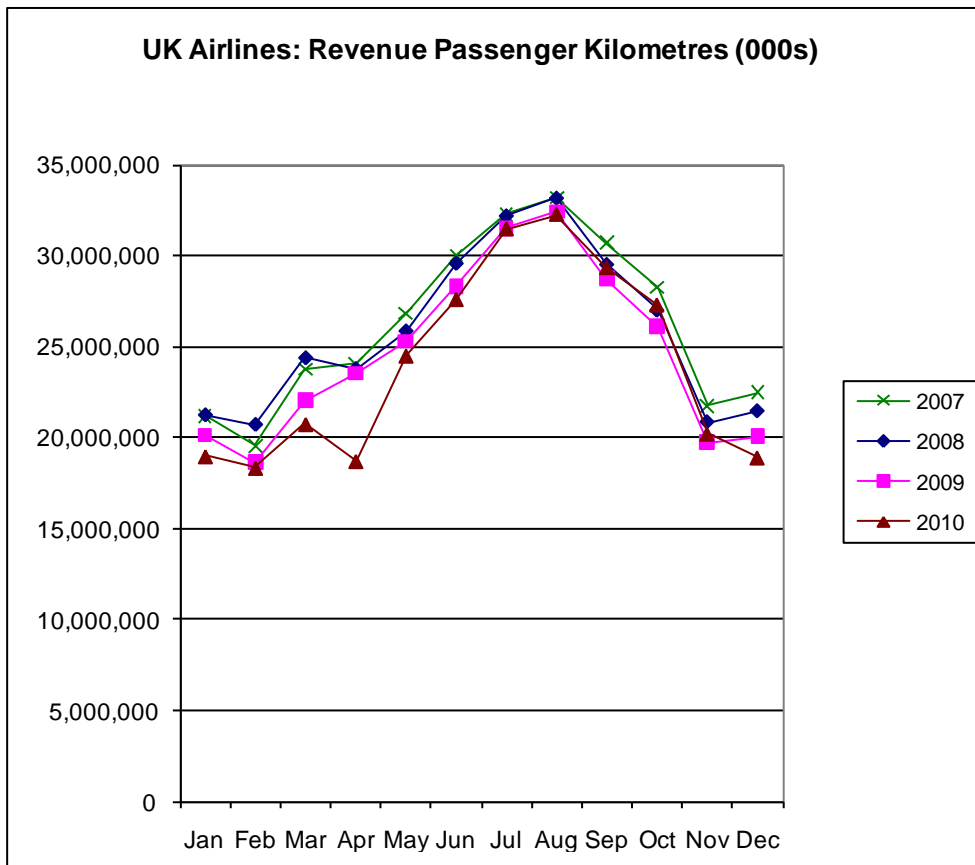
## UK Airlines Activity Monthly Statistics 2007 - 2010

### Revenue Passenger Kilometres (RPKs) (000s)

All Flights

Month	2007	2008	2009	Percent Change	2010	Percent Change
Jan	21,176,276	21,226,151	20,127,394	-5.18%	18,986,284	-5.67%
Feb	19,546,639	20,699,093	18,634,321	-9.98%	18,355,416	-1.50%
Mar	23,736,992	24,375,585	22,022,277	-9.65%	20,742,699	-5.81%
Apr	24,030,293	23,774,817	23,535,157	-1.01%	18,724,687	-20.44%
May	26,822,910	25,856,120	25,299,849	-2.15%	24,482,802	-3.23%
Jun	30,005,434	29,587,539	28,340,045	-4.22%	27,575,603	-2.70%
Jul	32,278,405	32,209,816	31,489,295	-2.24%	31,439,798	-0.16%
Aug	33,191,645	33,187,031	32,407,090	-2.35%	32,231,056	-0.54%
Sep	30,705,882	29,527,121	28,745,939	-2.65%	29,320,406	2.00%
Oct	28,260,402	27,001,982	26,088,345	-3.38%	27,279,667	4.57%
Nov	21,734,935	20,845,373	19,742,270	-5.29%	20,221,434	2.43%
Dec	22,475,736	21,451,284	20,071,840	-6.43%	18,921,024	-5.73%
<b>Total</b>	<b>313,965,549</b>	<b>309,741,912</b>	<b>296,503,822</b>	<b>-4.27%</b>	<b>288,280,876</b>	<b>-2.77%</b>

Source:CAA UK airline statistics.



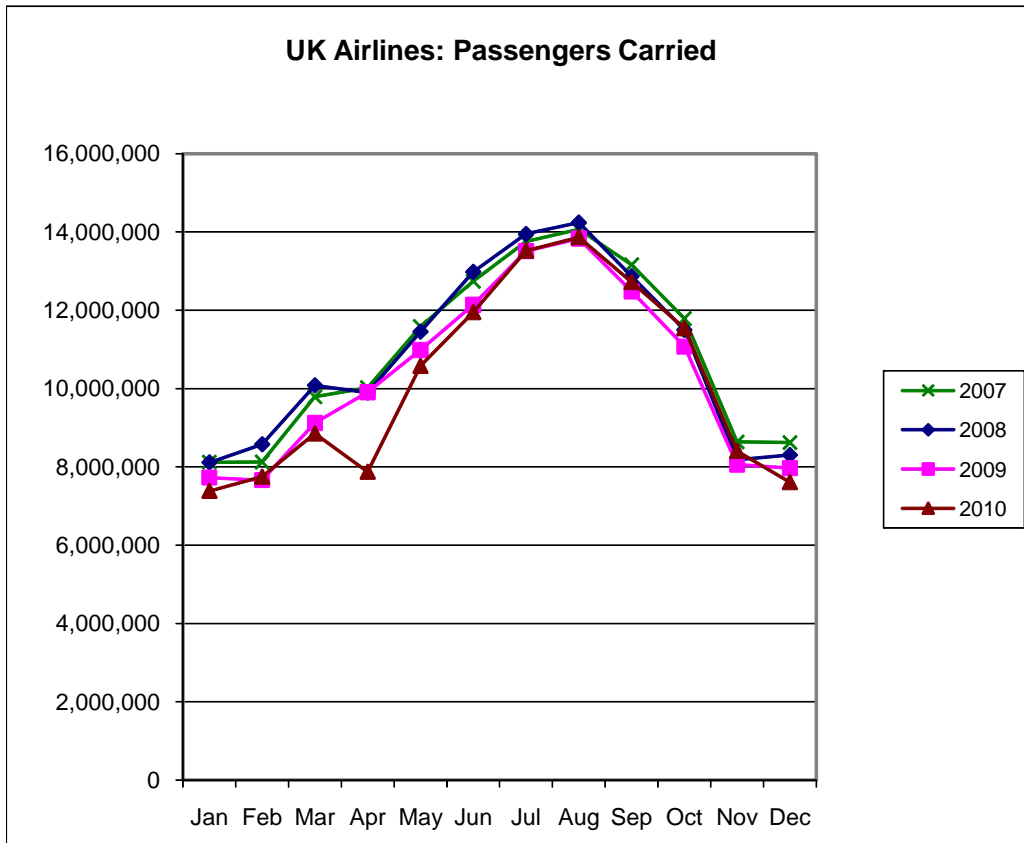
## UK Airlines Activity Monthly Statistics 2007 - 2010

### Passengers Carried

All Flights

Month	2007	2008	2009	Percent Change	2010	Percent Change
Jan	8,118,896	8,111,705	7,727,523	-4.74%	7,383,390	-4.45%
Feb	8,124,635	8,574,317	7,661,102	-10.65%	7,745,811	1.11%
Mar	9,788,403	10,080,126	9,122,652	-9.50%	8,850,266	-2.99%
Apr	10,018,302	9,897,367	9,905,100	0.08%	7,870,945	-20.54%
May	11,584,884	11,452,362	10,986,600	-4.07%	10,575,314	-3.74%
Jun	12,741,032	12,981,629	12,138,290	-6.50%	11,949,760	-1.55%
Jul	13,759,225	13,949,092	13,510,097	-3.15%	13,521,210	0.08%
Aug	14,065,608	14,241,527	13,828,685	-2.90%	13,863,196	0.25%
Sep	13,161,528	12,868,855	12,477,390	-3.04%	12,717,925	1.93%
Oct	11,788,464	11,497,335	11,071,265	-3.71%	11,537,404	4.21%
Nov	8,635,162	8,178,189	8,060,074	-1.44%	8,403,206	4.26%
Dec	8,618,897	8,300,436	7,970,667	-3.97%	7,605,220	-4.58%
<b>Total</b>	<b>130,405,036</b>	<b>130,132,940</b>	<b>124,459,445</b>	<b>-4.36%</b>	<b>122,023,647</b>	<b>-1.96%</b>

Source:CAA UK airline statistics.



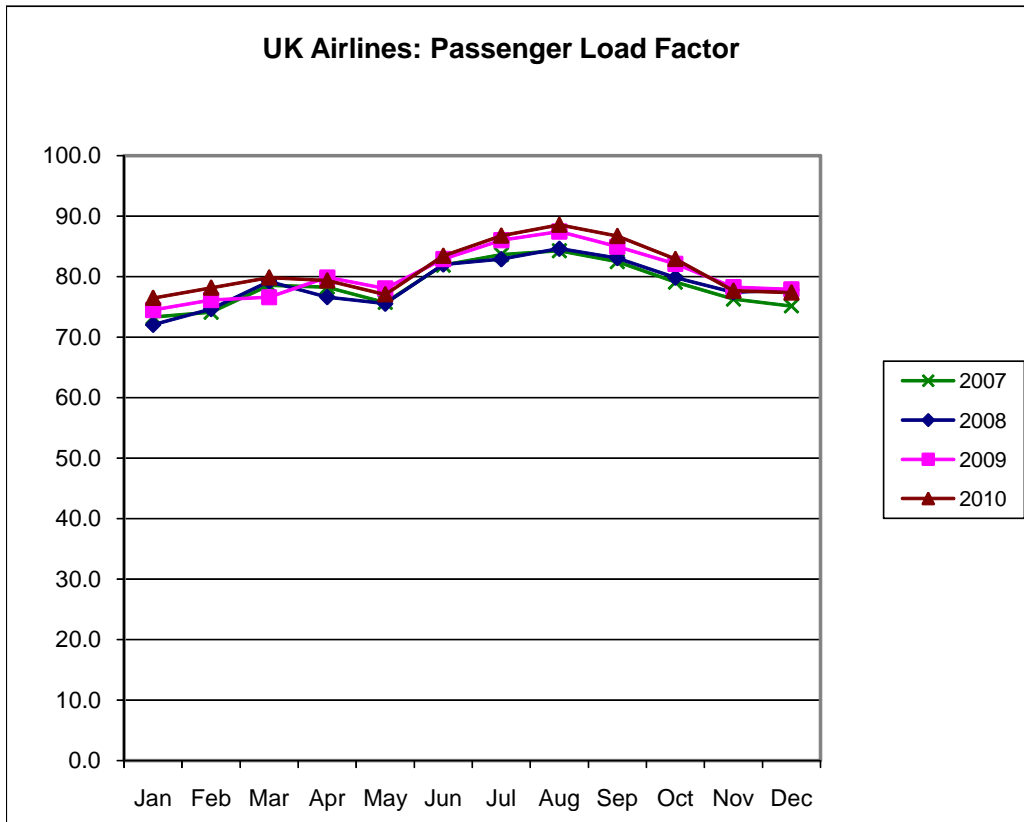
## UK Airlines Activity Monthly Statistics 2007 - 2010

### Passenger Load Factor

All Flights

Month	2007	2008	2009	Percent Change	2010	Percent Change
Jan	73.3	72.0	74.5	2.5	76.46	2.64%
Feb	74.1	74.6	76.1	1.5	78.15	2.67%
Mar	78.5	79.2	76.6	-2.6	79.83	4.25%
Apr	78.3	76.6	79.9	3.2	79.33	-0.65%
May	75.7	75.5	78.0	2.5	77.04	-1.27%
Jun	81.9	82.0	82.9	0.9	83.42	0.63%
Jul	83.6	82.9	86.0	3.1	86.76	0.89%
Aug	84.3	84.6	87.4	2.8	88.55	1.28%
Sep	82.5	83.1	84.9	1.9	86.69	2.07%
Oct	79.1	79.8	82.1	2.3	82.89	0.98%
Nov	76.3	77.4	78.2	0.8	77.65	-0.73%
Dec	75.1	77.8	77.9	0.0	77.34	-0.69%
Total	79.0	79.2	80.9	1.7	81.76	1.10%

Source:CAA UK airline statistics.



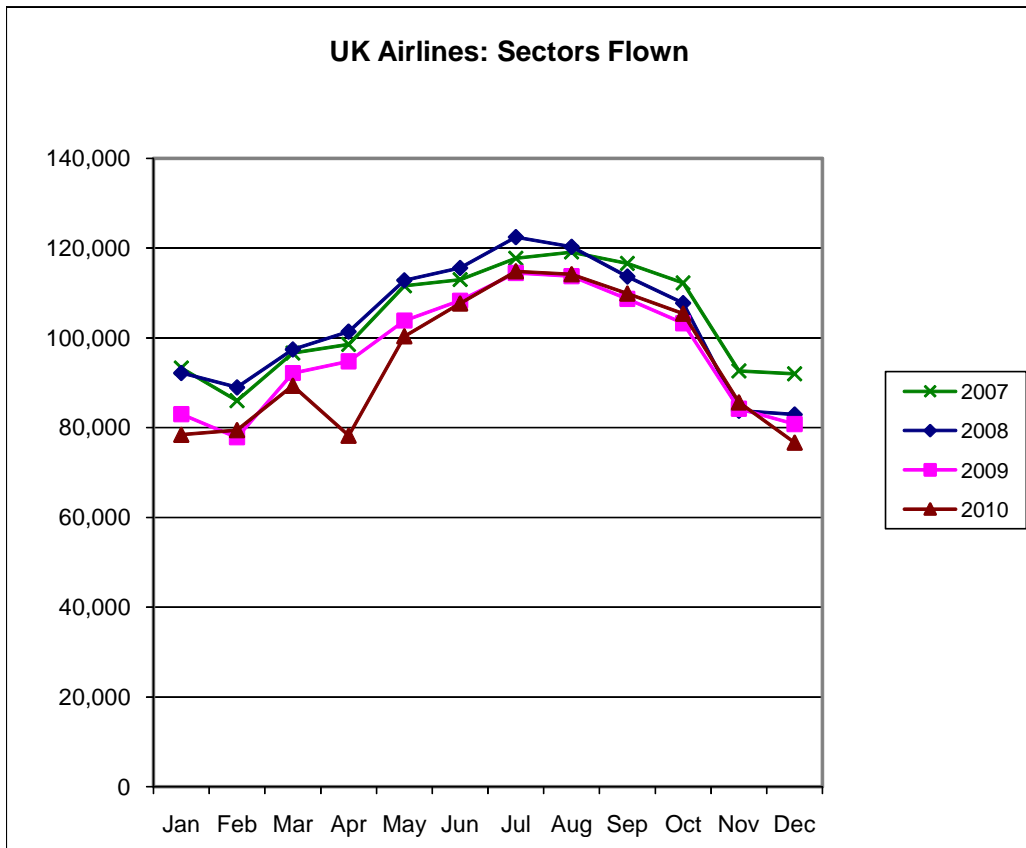
## UK Airlines Activity Monthly Statistics 2007 - 2010

### Sectors Flown

All Flights

Month	2007	2008	2009	Percent Change	2010	Percent Change
Jan	93,304	92,187	82,986	-9.98%	78,407	-5.52%
Feb	85,984	88,968	77,823	-12.53%	79,442	2.08%
Mar	96,598	97,427	92,157	-5.41%	89,333	-3.06%
Apr	98,536	101,403	94,762	-6.55%	78,202	-17.48%
May	111,618	112,813	103,848	-7.95%	100,354	-3.36%
Jun	112,980	115,583	108,285	-6.31%	107,671	-0.57%
Jul	117,736	122,447	114,439	-6.54%	114,839	0.35%
Aug	119,107	120,288	113,749	-5.44%	114,174	0.37%
Sep	116,597	113,669	108,659	-4.41%	109,885	1.13%
Oct	112,235	107,744	103,233	-4.19%	105,406	2.10%
Nov	92,647	83,782	84,219	0.52%	85,628	1.67%
Dec	92,000	82,938	80,782	-2.60%	76,669	-5.09%
<b>Total</b>	<b>1,249,342</b>	<b>1,239,249</b>	<b>1,164,942</b>	<b>-6.00%</b>	<b>1,140,010</b>	<b>-2.14%</b>

Source:CAA UK airline statistics.



## UK Airlines Activity Monthly Statistics 2007 - 2010

### Cargo Carried All Flights

Month	2007	2008	2009	Percent Change	2010	Percent Change
Jan	92,261	101,804	81,913	-19.54%	81,402	-0.62%
Feb	92,068	107,000	80,129	-25.11%	86,589	8.06%
Mar	107,247	112,690	93,313	-17.19%	99,167	6.27%
Apr	100,514	108,868	84,622	-22.27%	75,452	-10.84%
May	101,955	106,037	89,521	-15.58%	96,443	7.73%
Jun	104,396	97,923	89,514	-8.59%	92,871	3.75%
Jul	102,437	102,287	91,796	-10.26%	93,434	1.78%
Aug	99,798	99,652	89,852	-9.83%	91,784	2.15%
Sep	102,502	98,271	91,461	-6.93%	91,300	-0.18%
Oct	110,349	103,378	97,979	-5.22%	101,702	3.80%
Nov	115,605	101,448	105,455	3.95%	98,105	-6.97%
Dec	105,641	90,433	103,996	15.00%	83,986	-19.24%
<b>Total</b>	<b>1,234,773</b>	<b>1,229,793</b>	<b>1,099,551</b>	<b>-10.59%</b>	<b>1,092,236</b>	<b>-0.67%</b>

Source:CAA UK airline statistics.

